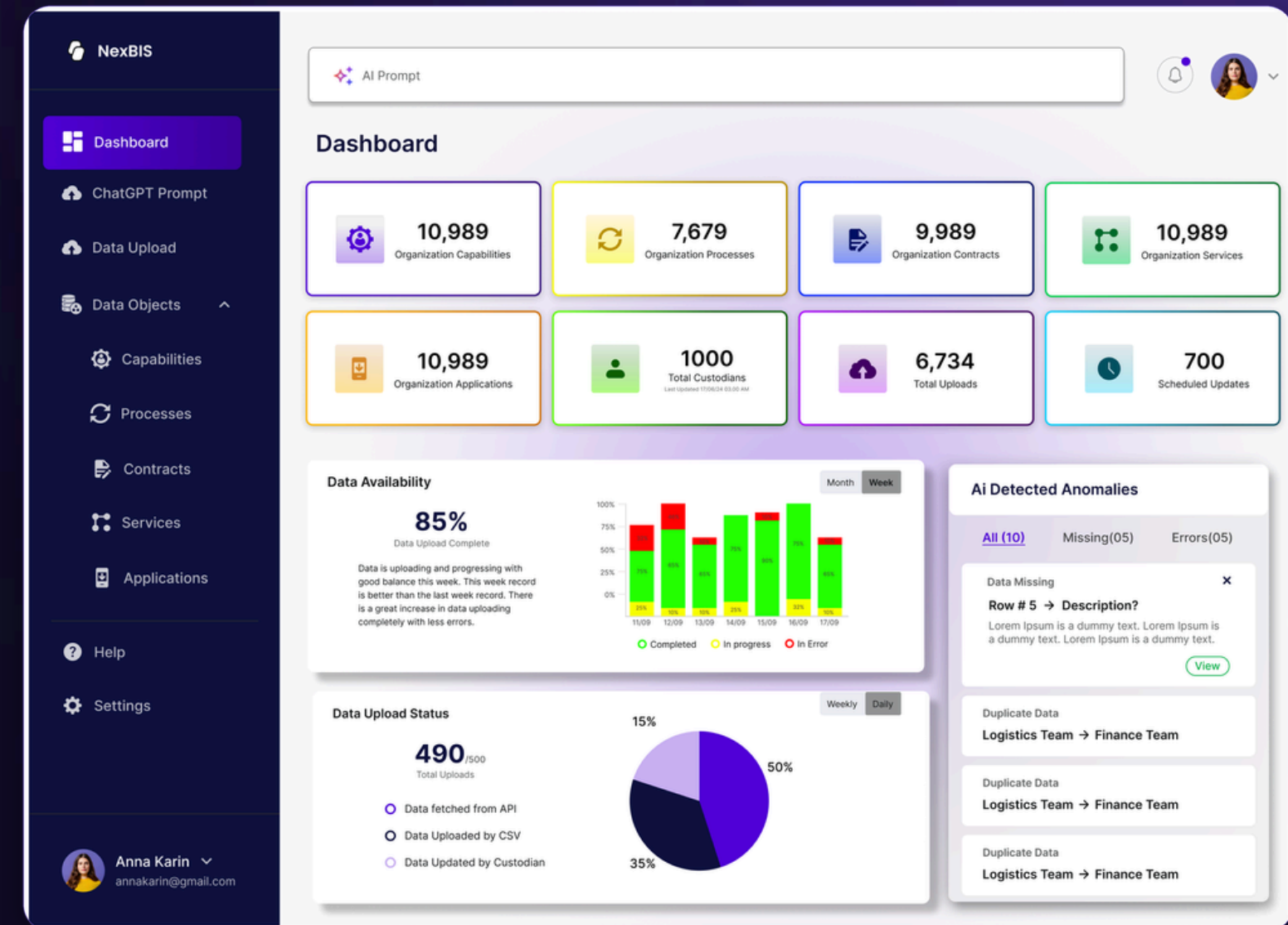


EXECUTIVE INTELLIGENCE PLATFORM

NexBIS

Executive intelligence,
in real time.

NexBIS turns scattered organizational data into one live view — giving leadership decision-ready insight across finance, operations, risk and performance.



The NexBIS executive dashboard

● Exec dashboards

● KPI intelligence

● Anomalies

● AI prompt

● Governance

● Real-time

— WHAT YOU GET

Intelligence that moves decisions.

NexBIS replaces slow, fragmented reporting with a single connected view — leadership sees more, sooner, and acts with confidence.

✓ Executive-ready

✓ Real-time

✓ Auditable

✓ Automated



Unified visibility

One live view across finance, operations, risk and compliance.




Faster decisions

Leadership acts on consolidated, decision-ready intelligence.



Proactive risk


Vulnerabilities and performance gaps surface before they escalate.



Less manual work

Automated dashboards replace slow, hand-built legacy reports.

From raw data to decision-ready insight.



Executive dashboards

Interactive dashboards bring KPIs, operational metrics and financials into a single view.



Financial & operational KPIs

Track the cost, revenue and efficiency signals that drive real decisions.



Risk, compliance & performance

Watch gaps, compliance status and performance indicators in one place.



Real-time decision support

Predictive analytics and anomaly alerts prompt immediate, informed action.

Every organizational object, one governed model.

NexBIS catalogues the core objects your intelligence is built on — each owned, scored and kept current.




Capabilities

Organizational capabilities catalogued, scored and owned.



Processes

Business processes mapped with status and accountability.




Contracts

Contract records linked to owners, terms and obligations.




Services

Service inventory with dependencies and coverage in view.



Applications

The application landscape tracked and reconciled end to end.




Custodians

A named data owner behind every record and every update.


Purpose-built analytics for every function.

Dedicated modules turn operational data into board-ready views — completeness, anomalies, business impact and activity, side by side.



Departmental Accountability

On-time completion, delays, open and escalated actions by team.



Event & Conference Profitability

Revenue, space utilization and cost performance per event.



Multi-Operation Performance

Compare performance across operations in one view.



IT Health & Compliance

System health and compliance posture at a glance.



Financial Forecasting

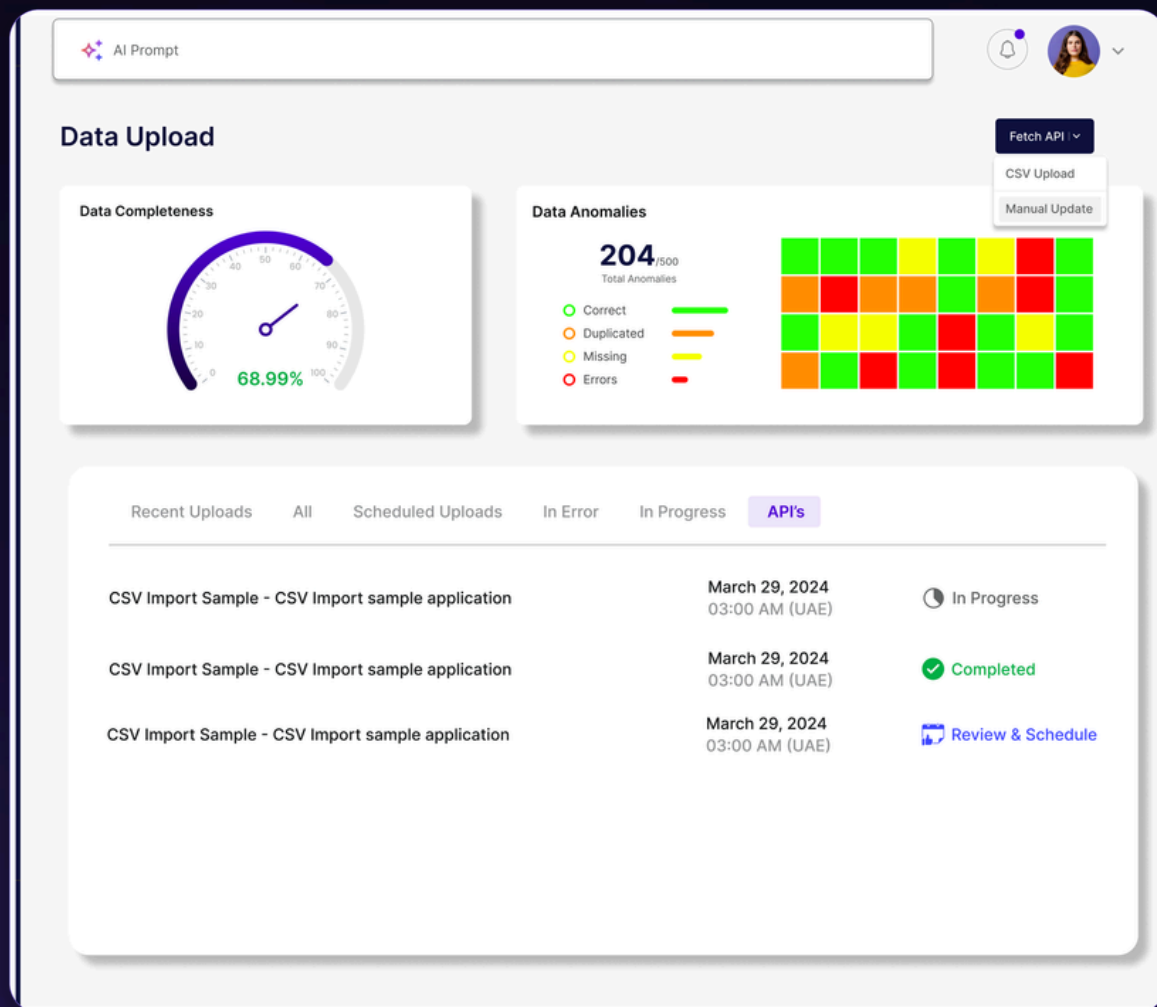
Revenue, expenditure and budget-variance projections.




Hotel Profitability & Sales

Property-level profitability and sales performance.

Bring data in — keep it clean and accountable.




CSV, API and manual updates — one pipeline.




Flexible ingestion

CSV upload, live API fetch and scheduled updates in one flow.




Custodian updates

Owners correct and confirm records directly, with a full trail.



AI anomaly detection

Missing, duplicate and error records surfaced automatically.

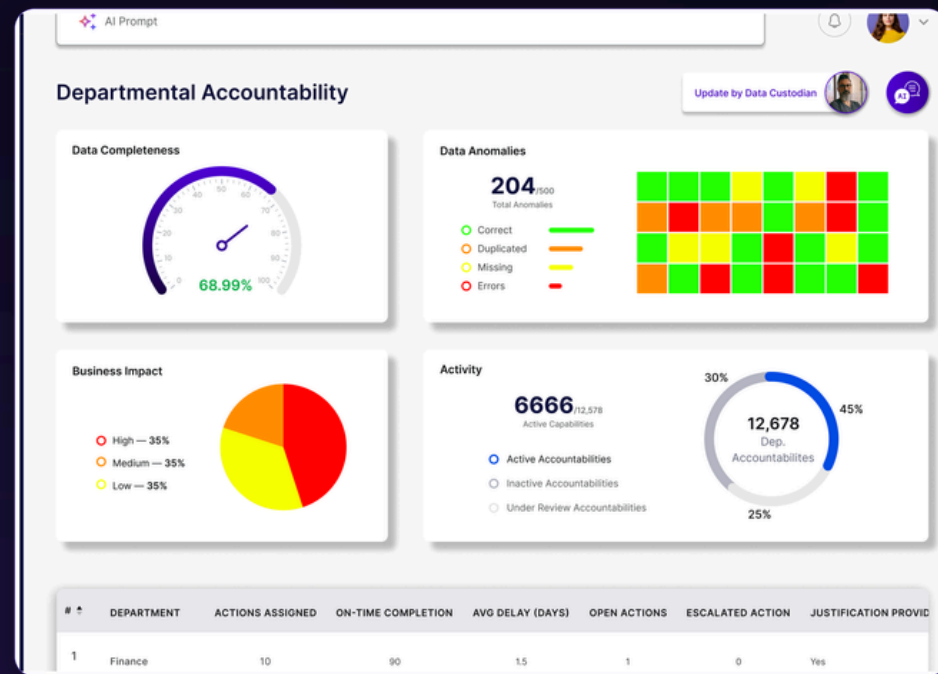


AI prompt & suggestions

Ask in plain language; get fixes suggested inline, ready to apply.

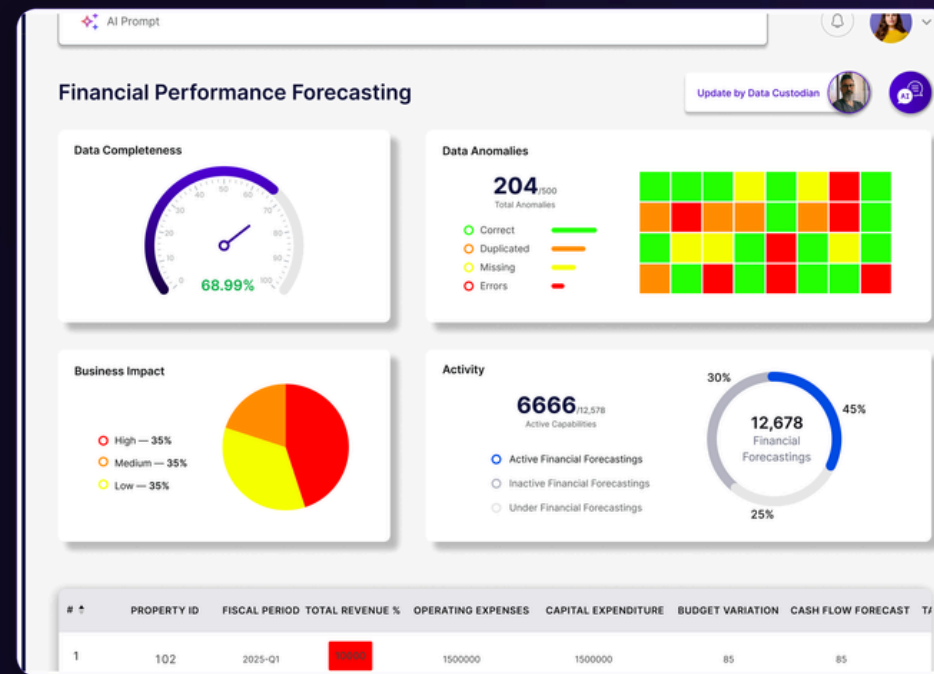
See it working.

Every module follows the same executive layout — completeness, anomalies, impact and activity — with a detailed data grid beneath.



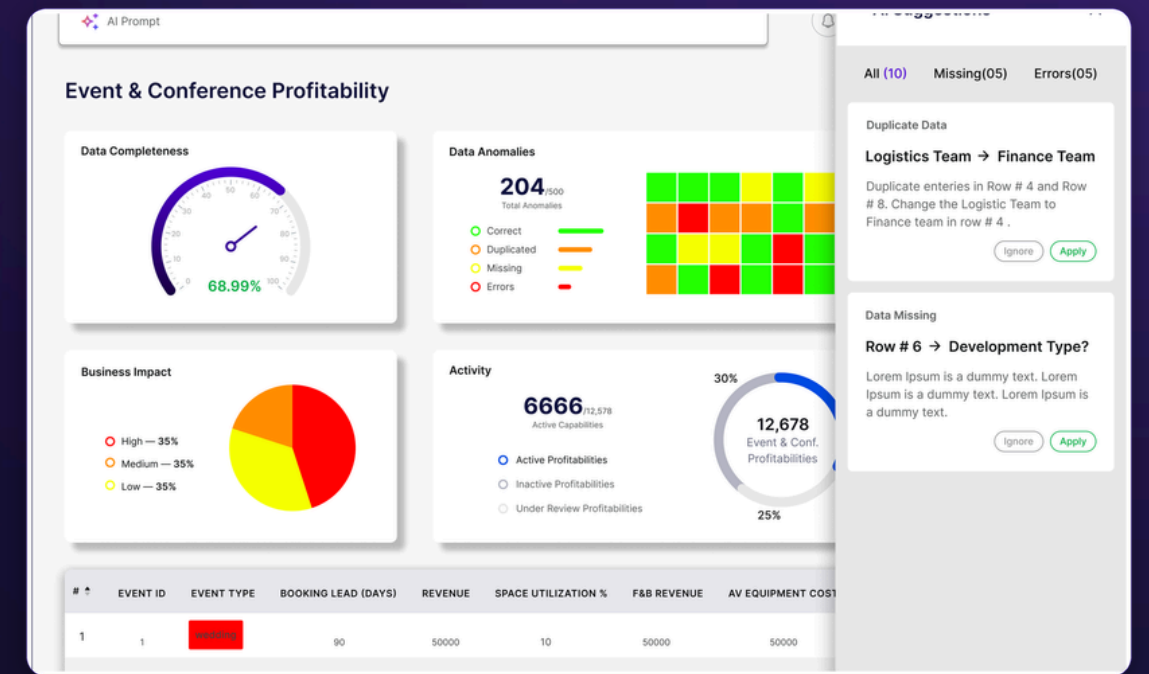
Departmental accountability

Delays, open actions and escalations by department.



Financial forecasting


Revenue, expenditure and budget-variance outlook.



AI-guided data quality

Inline suggestions to fix missing and duplicate data.

Trusted numbers, controlled access.



Role-based dashboards

Executive, departmental and board views scoped by role.



Traceable KPI sources

Every metric traces back to its auditable source data.



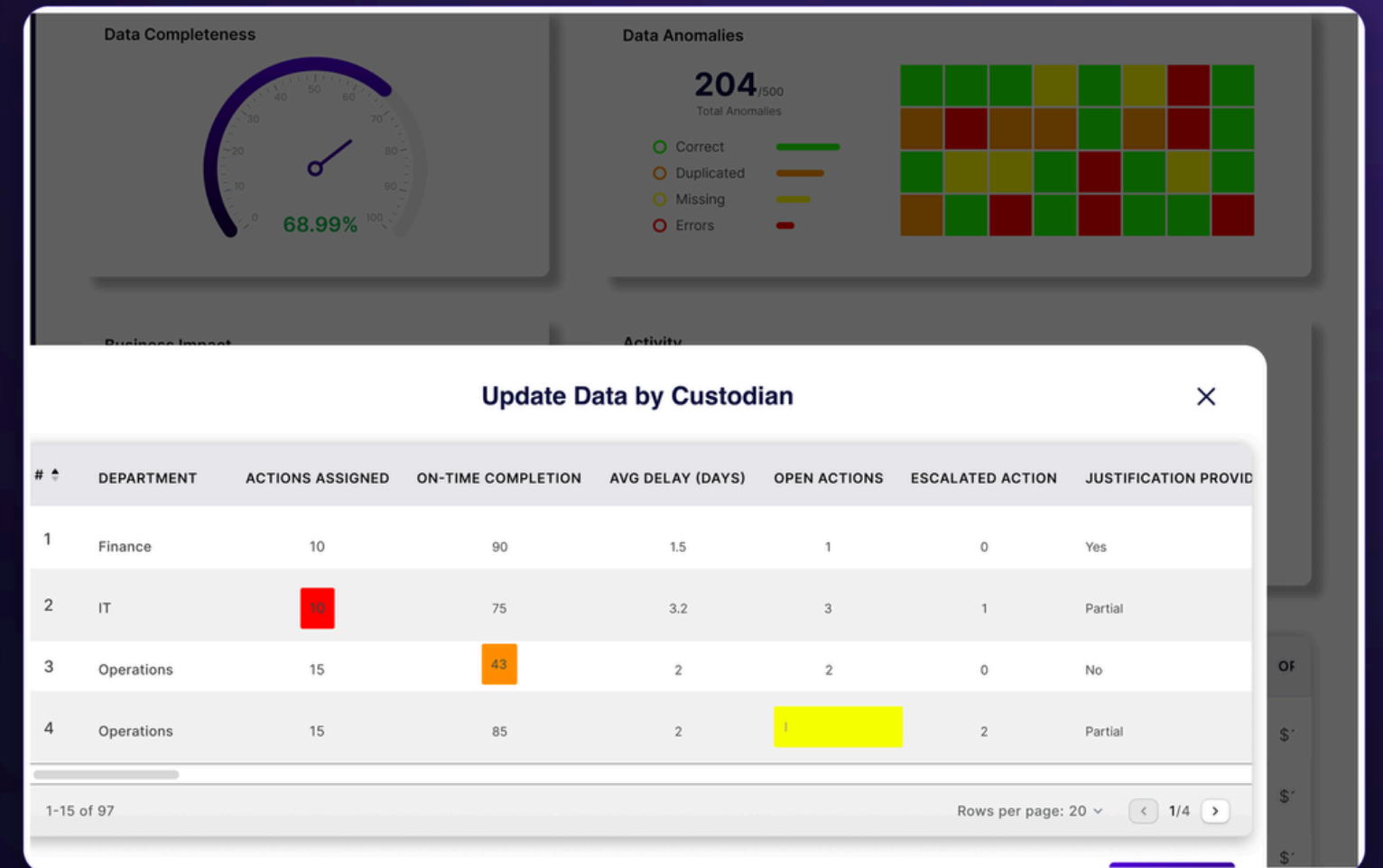
Exception indicators

Anomalies, compliance gaps and performance risks flagged.



Protected sensitive data

Financial and operational data governed end to end.




Data corrected by named custodians — every change tracked.

— LOCATIONS

Where to find us.

Offices in the UAE and KSA, serving clients across the wider Gulf Cooperation Council.




Sharjah, UAE

Al Ruqa Al Hamra, Near Souk Al Haraj,
Sharjah, United Arab Emirates



+971 55 781 5698



Riyadh, KSA

Alia Plaza, Thumamah Road at the crossroads
with Abi Bakr Al-Siddiq Road, Riyadh, KSA



+966 050 843 1915

LET'S TALK

Let's talk about what you're building — and how to run it better.

No pitch, no obligation. Just a straight conversation about where you are and what's worth doing next.

Book a strategy call →



EMAIL

zabeeh@nexainarabia.com



KSA

+966 050 843 1915



UAE

+971 55 781 5698



WEB

nexainarabia.com



LINKEDIN

linkedin.com/company/nexain-arabia



INSTAGRAM

[@nexainarabia](https://www.instagram.com/nexainarabia)